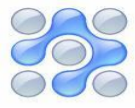


To monitor the customer sales, collection and age-wise outstanding
at a sales man level
(Any sales-force enabled business)



ABC Company

Executive Customerwise Analysis

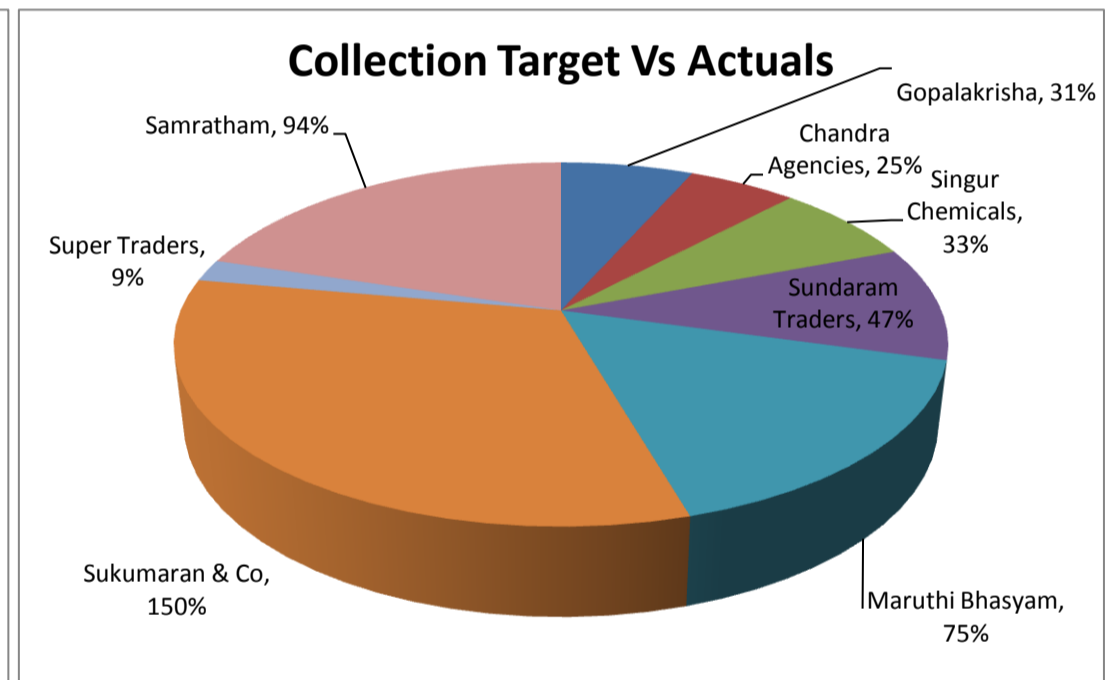
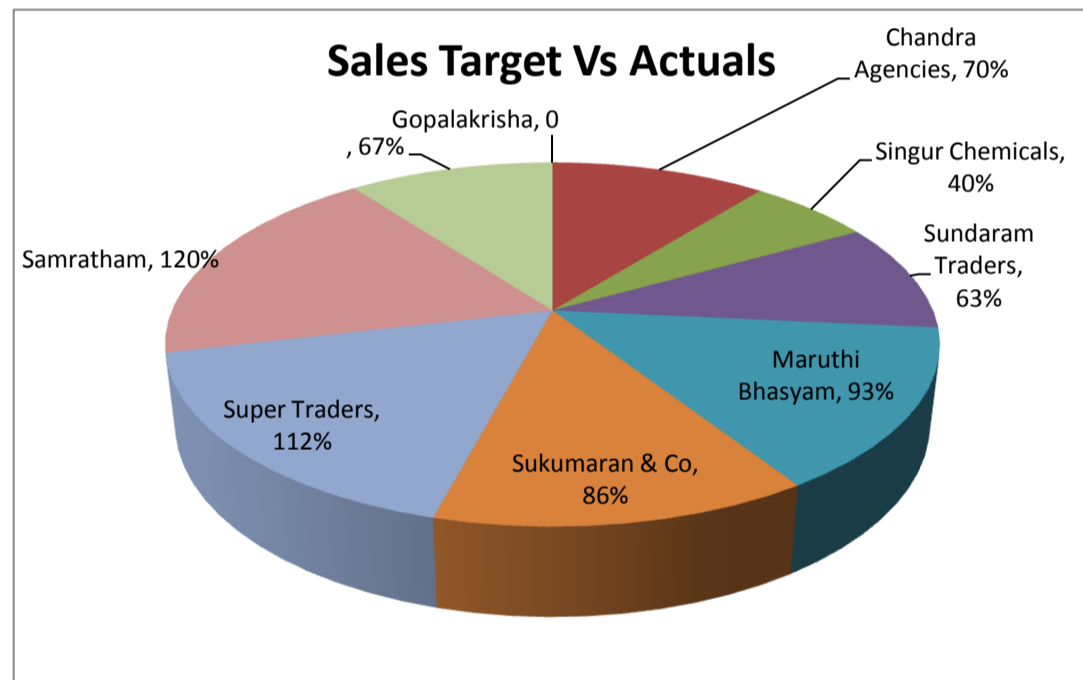
Executive: Ramasamy

Branch: Chennai

Month: Jun 2009

All figures in INR Lacs

Customer	Sales Target	Actuals	Sales %	Collection Target	Already Collected	Collection %	Balance due	0-30 days	31-60 days	61-90 days	Above 90 days
Gopalakrishna	1.00	0.70	70%	1.30	0.40	31%	0.90	0.50	0.20	0.20	0.00
Chandra Agencies	2.00	0.80	40%	1.20	0.30	25%	0.90	0.30	0.10	0.10	0.40
Singur Chemicals	0.80	0.50	63%	2.10	0.70	33%	1.40	0.20	0.20	0.10	0.90
Sundaram Traders	1.50	1.40	93%	1.70	0.80	47%	0.90	0.50	0.20	0.10	0.10
Maruthi Bhasyam	2.20	1.90	86%	1.20	0.90	75%	0.30	0.20	0.00	0.00	0.10
Sukumaran & Co	1.70	1.90	112%	0.40	0.60	150%	0.00	0.00	0.00	0.00	0.00
Super Traders	1.00	1.20	120%	1.10	0.10	9%	1.00	0.90	0.00	0.00	0.10
Samratham	0.90	0.60	67%	1.60	1.50	94%	0.10	0.10	0.00	0.00	0.00
Grand Summary	11.10	9.00	81%	10.60	5.30	50%	5.50	2.70	0.70	0.50	1.60



Ageing Analysis

